





Suggested Initial Meter Thresholds for Residences

Quick Facts:

- Thresholds should be updated at least twice per year, at the beginning and end of the irrigation season.
- Settings should be updated for non-irrigation months by November 20th, and remain in place until the end of February, to avoid a negative impact on your Winter Quarter Average.

Duration	Non-Irrigation Season Volume (gallons)	Irrigation Season Volume (gallons)
 1 Hour	250	1,000
 1 Day	500	2,000
 1 Week	1,500	5,000
 1 Month	6,000	20,000

Monthly thresholds in the table above are based on the tiered residential rate structure – 6,000 gallons during non-irrigation season (1st tier limit) and 20,000 gallons during irrigation season (2nd tier limit).

Worried About Leaks?

Continuous use thresholds (“gallons per hour for ...”) are the most important setting for year-round leak detection!

This is a setting which will generate an alert in the event of a continuous metered water use event over a defined period of time.

An initial setting of 3 gallons per hour for 24 hours is recommended.

Go Beyond Initial Settings:

As you gain more knowledge of your specific water usage patterns over time, you may wish to make changes. If you begin to receive more or less alerts than you intended, but the pattern of water use does not indicate an issue, adjust your settings to levels which are more appropriate for you.

Your monthly billing statement provides a chart of your metered water consumption for the past year (a rolling history). You may want to consult this information to adjust your threshold settings.

Questions?

Have any questions or need additional advice? Contact PWSD Billing at 303-841-4627 - Option 3.